

# Microwave Motion Sensor For Warehouse

## LS-MWAVEDH-DIM10V-MT

STANDARD

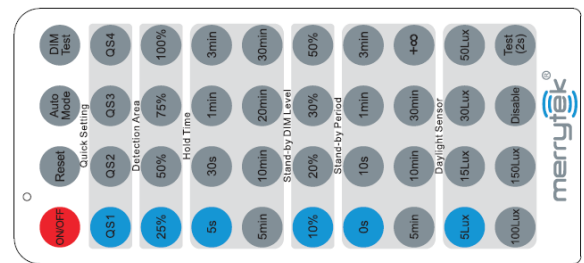
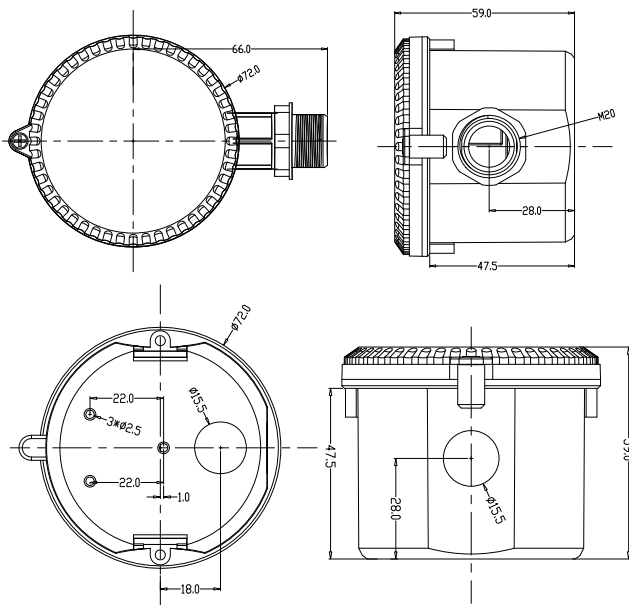


The LS-MWAVEDH sensor is innovative and active motion detectors with HF system 5.8GHz. Motion can be detected through plastic, glass and thin non-metal materials, except the higher mounting height 15M Max. The sensors allow energy saving without compromising comfort. When used in combination with 1-10V dimmable LED drivers or ballasts, they can achieve 3-step dimming function. This is perfect for use in some areas that require a light change before complete switch off.

### FEATURES

- Automatic dimming when used in combination with 1-10V dimmable LED drivers or ballasts.
- Built-in adjustable daylight sensor.
- Detection area, time delay and daylight threshold can be precisely set via DIP switch.
- Wide detection area, range up to 16m in diameter and mounting height 15M Max. Suitable for warehouse use.
- Optional mounting brackets for different application.

### DIMENSIONS



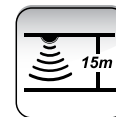
LS-MWAVEDHS-REM  
(Remote sold separately)



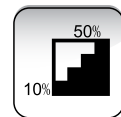
Max.8M



Hold Time  
5s~30min



Mounting Height  
15m Max.



Automatic  
Dimming



5 Years  
Guarantee

## LS-MWAVEDH-DIM10V-MT

Operating Voltage	120~277VAC, 50Hz/60Hz
Rated Load	400W@120VAC, 800W@220-277VAC (inductive) 800W@120VAC, 1200W@220-277VAC (resistive)
HF System	5.8GHz±75MHz, ISM wave band
Transmitting Power	<0.5mW
Power Consumption	≤ 0.8W(standby), <1.5W(operation)
Detection Zone	Max.(D x H): 16m x 15m
Detection Sensitivity	100% / 50%
Hold Time	5s / 30s / 90s / 3min / 20min / 30min
Daylight Sensor	50lux / 100lux / 200lux / Disable
Stand-by Period	5s / 5min / 10min / 30min / 1h / +∞
Stand-by Dimming Level	10% / 20% / 30% / 50%
Mounting Height	15m Max.
Motion Detection	0.5~3m/s
Detection Angle	150°(wall installation), 360°(ceiling installation)
Operating Temperature	-35°~C70°