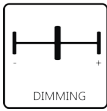
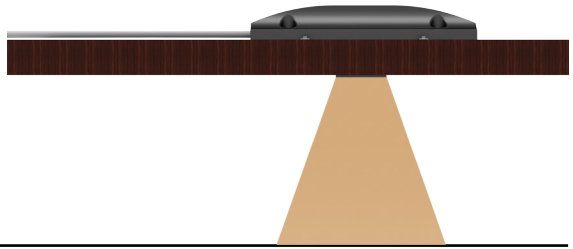


LS-XL-Light

ROUND LED MINI SPOTLIGHT




120v-277v
Input Voltage

80/90
LED CRI

16
W/lamp
Wattage

1400
Lm/lamp
Luminous flux

3000K
4000K
5000K
6500K
CCT



DESCRIPTION

LS-XL-Light series, it provides a quick and convenient installation method, provides the solution of the edge of architecture lighting, and makes a big breakthrough in the use and design. 1 inch (Φ25mm) of the light-emitting surface the size to achieve the ultimate.

FEATURES

LS-XL-Light series with square and round light emission effect.
Use big brand COB light source with high luminous efficiency (140lm/w) and long service life (100000 hours).
Professional light distribution devices, no glare, perfect control light, spot even transition.

LAMP BODY

Ultra thin, the height of the whole lamp is only 23mm .
Ultra small light emitting surface, only 1 inch (25mm).
All-in-one die casting lamp body with unique appearance.
Double-sided heat dissipation, can be made into IC type directly.
The anti-pull device is hidden inside the lamp body.

POWER SUPPLY

| | |
|------------------|---------------|
| Wattage | 120W Max. |
| Input Voltage | 120-277V AC |
| Frequency | 50/60 Hz |
| Output Voltage | 36V |
| Electric current | 3.4A Max. |
| Power Factor | >0.9 |
| Dimming | 0-10V Dimming |

POWER SUPPLY

Wide voltage input 120-277VAC, 50/60 Hz, 0-10V dimming, constant voltage and constant current mode.
The power has UL listed, can be applied to a variety of applications. Integrated power supply, easy to replace the power supply.
The input voltage of each lamp is 36V, the load termin can be used independently.
Each luminaire is connected in parallel, one power supply can simultaneously control the use of five lamps.

MOUNTING AND MAINTENANCE

Remodel and new construction optional.
Wide range of applications, it can be installed in different ceiling thickness, is the real universal type downlight.
Cut-out dimensions 142*142mm .
The subsequent decoration is also convenient and quick.
There is no welding between the light source and the power supply, can replace the LED lamp beads according to the demand.

LAMP

| | |
|---------------|-------------------------|
| Wattage | 16W Max./lamp |
| Input Voltage | 36V |
| CCT | 3000K/4000K/5000K/6500K |
| CRI | 80+/90+ |
| Luminous flux | 1400lm/lamp |
| Light source | COB |
| Dimming | 0-10V Dimming |
| Life span | 100000Hours |

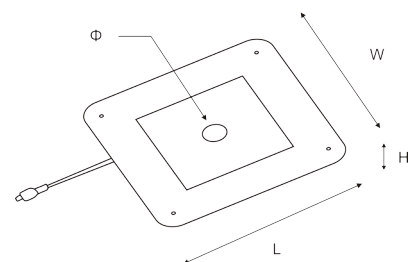
LISTING / WARRANTY


ETL listed to US and Canadian standards for damp location W/Feed through.
5 Years Limited Warranty.



DIMENSIONS

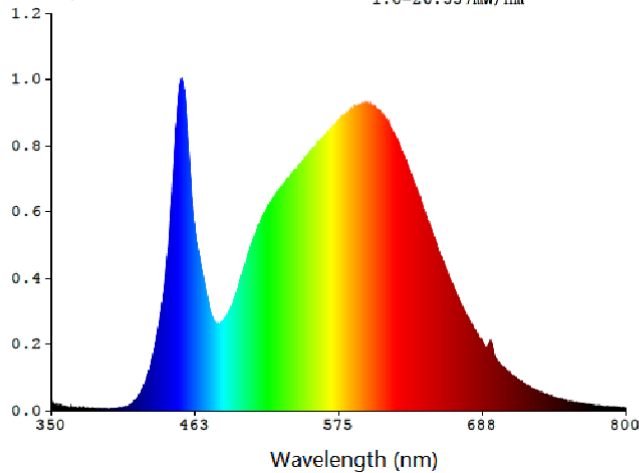
L: 9 1/4"
W: 9 1/4"
H: 1 1/8"
Ø: 1"



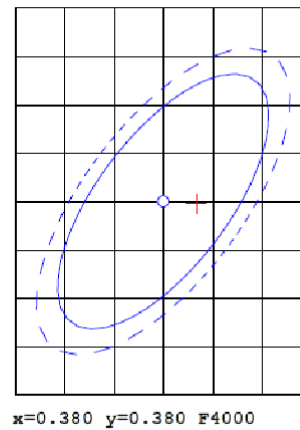


SPECTROGRAM

Relative spectrum

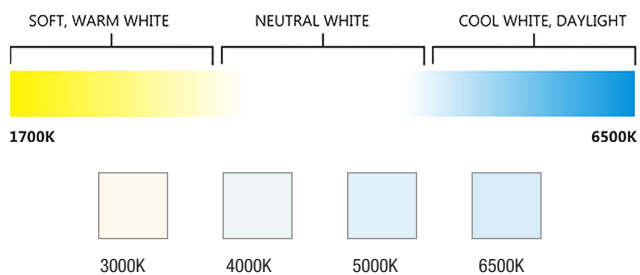


Color tolerance 2.2 SDCM

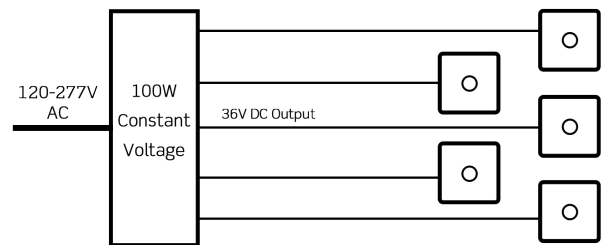


This is the naked test results of the light source and driver.

COLOR TEMPERATURE



WIRING DIAGRAM



▲ 1 power supply can centralize control 1-5 lamps

ORDERING GUIDE / YOUR PRODUCT CODE

| SERIES | MOUNTING | CCT | DIMMABLE | CRI | LIGHT SOURCE | CONTROL SYSTEM |
|--|---|---|---|--|--|--|
| <input type="radio"/> LS-XL-Light Round LED Mini Spotlight | <input type="radio"/> Remodel <input type="radio"/> New Construction | <input type="radio"/> 3000K <input type="radio"/> 4000K <input type="radio"/> 5000K <input type="radio"/> 6500K <input type="radio"/> RGB <input type="radio"/> RGBW | <input type="radio"/> Non-Dimmable <input type="radio"/> 0-10V dimming | <input type="radio"/> 80+ <input type="radio"/> 90+ | <input type="radio"/> Cree <input type="radio"/> Citizen <input type="radio"/> Epistar <input type="radio"/> Seoul <input type="radio"/> Osram | <input type="radio"/> 0-10V & 1-10V <input type="radio"/> DMX512 <input type="radio"/> 3CCT(3500K,4500K,6000K) DALI <input type="radio"/> GRPS Control <input type="radio"/> LED Power Controller <input type="radio"/> PLC <input type="radio"/> SCR <input type="radio"/> SPI <input type="radio"/> WIFI <input type="radio"/> ZIGBEE |

* Customized Also Available