








# LS-L-4001-R

## 4" ARCHITECTURAL LED RETROFIT DOWNLIGHT

 DIMMING	 80 / 90 LED CRI	 120V 277V Input Voltage	 11W 15W 18W 25W Wattage	 900Lm 1200Lm 1500Lm 2500Lm Lumen	 3000K 4000K 5000K CCT
--	---	--	--	---	---



### DESCRIPTION

Lighting is smooth and comfortable while using 50% less energy than the common CFL downlight.  
Eco-friendly no lead or mercury  
Designed to install into an existing downlights mounting frame and convert them into energy efficient LED downlights to save anywhere from 35% up to 75% on energy cost. Ideal suited for use in commercial, retail and other architectural applications Available with dedicated Emergency Battery Back-up

### ELECTRICAL SYSTEM

Thermal protection guard protects the LED module from overheating and will dim LED module if necessary

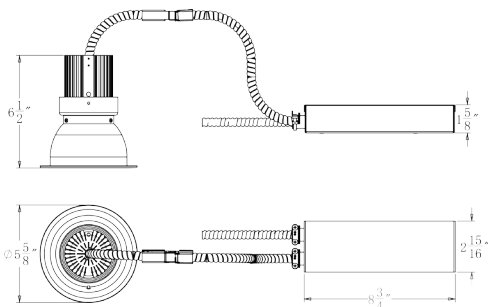
### CLEARANCE

Frames require a minimum clearance of 3" ring from thermal insulation and 1/2" from adjacent building component.

### MOUNTING

Designed to install into an existing downlights mounting frame and convert them into energy efficient LED downlights.  
Flex is designed to attach into existing junction box.  
Vertically adjustable universal mounting brackets accept flat bar hangers, conduit or C channel.  
The reflector assembly is held in with 4 "butter-fly" spring clips.  
Reflector assy quickly attaches with lockable quick connect Hanger bars ordered separately.  
Compatible with C-channel, flat bar wood joist bar hanger and EMT

### DIMENSIONS



### LISTING / WARRANTY

ETL listed to US and Canadian standards for damp location W/Feed through.  
5 Years Limited Warranty.



### ORDERING GUIDE / YOUR PRODUCT CODE

SERIES	INPUT VOLTAGE	DIMMABLE	LED AVAILABLE	WATTAGE / LUMEN	CCT	- TRIM	LENS TYPE	Finish
○ LS-L-4001-R 4"ARCHITECTURAL RETROFIT DOWNLIGHT	○ 120V	○ Non-Dimmable	○ Cree	○ 11W / 900 Lm	○ 3000K	○ Self Flanged	○ Lens Type	○ Clear
	○ 277V	○ Dimmable	○ Citizen	○ 15W / 1200 Lm	○ 4000K	○ Self Flanged White	○ Sand Blasted	○ Haze
	○ 120-277V		○ Epistar	○ 18W / 1500 Lm	○ 5000K	○ NO Flange		○ White
			○ Seoul	○ 25W / 2000 Lm				
			○ Osram					

\* Customized Also Available