

Date:	Approved:
Type:	
Fixture:	
Project:	

30–150W LED Corn Lamps

LS-CORN 30–150W

STANDARD



LED corn lamps provide a convenient and economical way to enjoy the benefits of LED lighting, which include both energy and maintenance cost savings compared to traditional, HID lamps. Simply remove the existing lamp, bypass existing electrical components such as ballasts and capacitors, and install the LED corn lamp—no ballast are required with LED corn lamps.

FEATURES

- Available in 5000k (cool white) color temperature.*
- Long-life LEDs provide at least 183,000 hours of operation with at least 70% of initial lumen output (L_{70}).**
- LS-CORN30-5K provides 3,373 lumens and 109 lumens per watt, (LPW).*
- LS-CORN60-5K provides 6,473 lumens and 112 LPW.*
- LS-CORN100-5K provides 11,462 lumens and 115 LPW.*
- LS-CORN150-5K provides 17,592 lumens and 119 LPW.*
- Universal 120-277 AC voltage (50-60Hz) is standard.
- Power factor > 0.90.
- Total harmonic distortion < 20%.
- Color rendering index > 80.
- Mogul base (E39) socket. For applications requiring medium base (E26) sockets, use the Socket adaptor, mogul to medium base (p/n SKTADPTR-E39TOE26)
- Easy installation in new construction or retrofit.

* Contact factory for other color temperatures and lumen packages.
 ** L_{70} hours are IES TM-21-11 calculated hours.



WARRANTY & LISTINGS

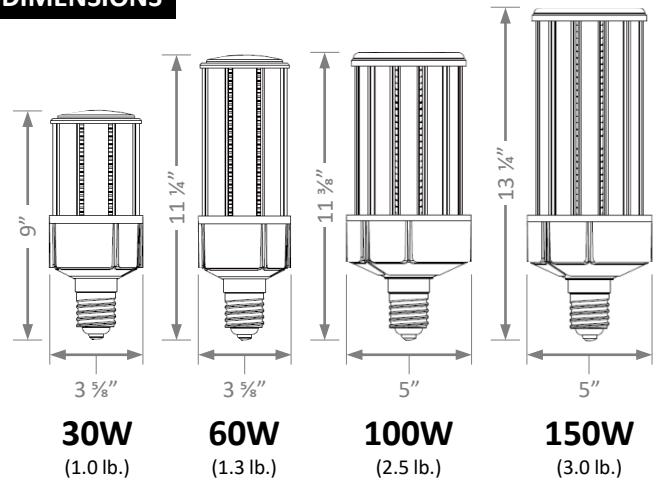
- cULus listed for damp locations in ambient temperatures from -20°C to 45°C (-4°F to 113°F).
- IP64 rated for ingress protection.
- DLC standard approved.
- Complies with RoHS (Restriction on Hazardous Substances) requirements.
- Complies with EN61000-4-5, surge immunity protection (2.5-4kV).
- 5-year warranty of all electronics and housing.

MINIMUM ENCLOSURE DIMENSIONS

LED corn lamps can be used in enclosed luminaires with the following minimum internal cavity sizes.

30W	60W	100W	150W
15" x 8" x 8"	17" x 8" x 8"	17" x 9" x 9"	19" x 11" x 11"

DIMENSIONS



ORDERING INFORMATION

Example: LS-CORN30-5K + SKTADPTR-E39TOE26

Model	Luminaire Lumens	Luminaire Watts	Lumens Per Watt	Color Temperature	Options (Order Separately)
LS-CORN30-5K	3,373	31	109	5K = 5000k	SKTADPTR-E39TOE26 = Socket adaptor, mogul to medium base
LS-CORN60-5K	6,473	58	112		
LS-CORN100-5K	11,462	100	115		
LS-CORN150-5K	17,592	148	119		

ELECTRICAL DATA

Model	Color Temperature	CRI ¹	Luminaire Lumens	Luminaire Watts	Lumens/Watt	Input Voltage ²	Input Current (A)			Power Factor	THD ³	L ₇₀ Hours ⁴
							120V	240V	277V			
LS-CORN30-5K	5000k	>80	3,373	31	109	120-277	0.26	0.13	0.11	>90%	<20%	203,000
LS-CORN60-5K	5000k	>80	6,473	58	112	120-277	0.48	0.24	0.21	>90%	<20%	197,000
LS-CORN100-5K	5000k	>80	11,462	100	115	120-277	0.83	0.42	0.36	>90%	<20%	191,000
LS-CORN150-5K	5000k	>80	17,592	148	119	120-277	1.23	0.62	0.53	>90%	<20%	183,000

¹ Color rendering index.

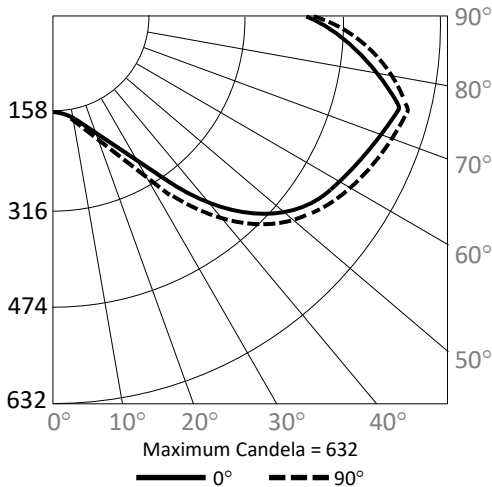
² All 50-60Hz.

³ Total harmonic distortion.

⁴ L₇₀ refers to the number of hours at which lumen output declines to 70% of the initial level. L₇₀ hours are IES TM-21-11 calculated hours.

PHOTOMETRIC DATA*

LS-CORN30-5K (3,373 Lumens)



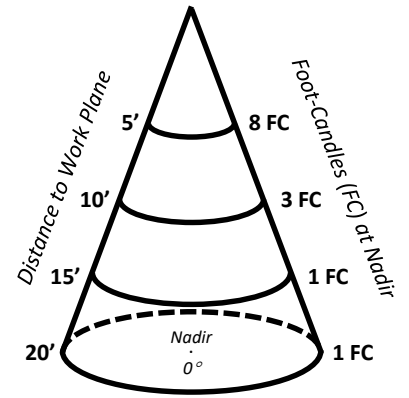
Candlepower Summary

	0°	90°
0°	158	158
10°	166	173
20°	211	207
30°	283	252
40°	394	373
50°	493	515
60°	534	557
70°	553	566
80°	559	541
90°	407	367

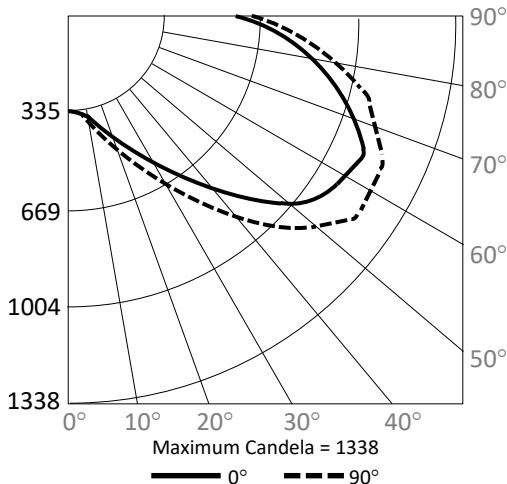
Zonal Lumen Summary

Zone	Lumens	% Fixture
0° - 10°	16	0.5%
0° - 20°	69	2.1%
0° - 30°	181	5.4%
0° - 40°	392	11.6%
0° - 50°	747	22.1%
0° - 60°	1,228	36.4%
0° - 70°	1,783	52.9%
0° - 80°	2,379	70.5%
0° - 90°	2,900	86.0%
90° - 180°	473	14.0%
0° - 180°	3,373	100.0%

Cone of Light



LS-CORN60-5K (6,473 Lumens)



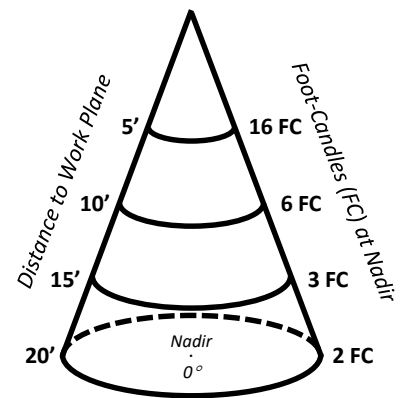
Candlepower Summary

	0°	90°
0°	336	336
10°	348	358
20°	439	423
30°	569	544
40°	764	795
50°	1,007	1,060
60°	1,119	1,219
70°	1,068	1,172
80°	854	904
90°	602	608

Zonal Lumen Summary

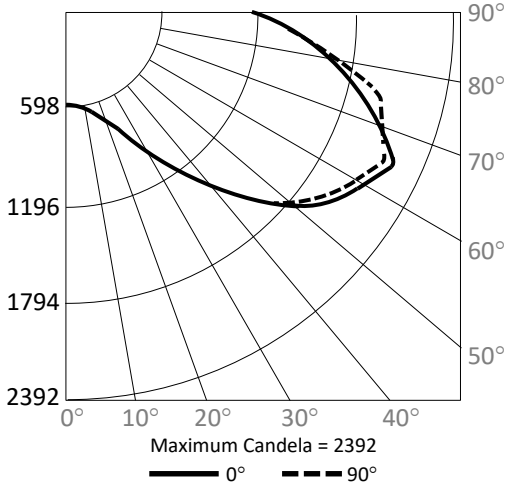
Zone	Lumens	% Fixture
0° - 10°	32	0.5%
0° - 20°	145	2.2%
0° - 30°	386	6.0%
0° - 40°	837	12.9%
0° - 50°	1,587	24.5%
0° - 60°	2,622	40.5%
0° - 70°	3,777	58.3%
0° - 80°	4,833	74.7%
0° - 90°	5,631	87.0%
90° - 180°	842	13.0%
0° - 180°	6,473	100.0%

Cone of Light



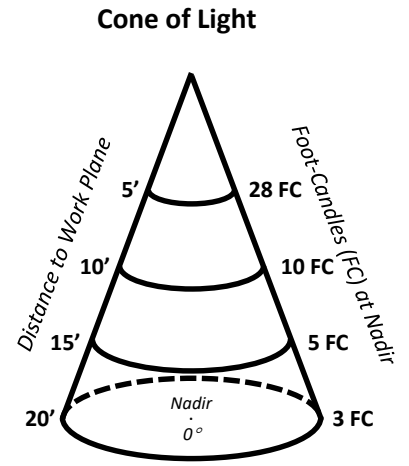
PHOTOMETRIC DATA *

LS-CORN100-5K (11,462 Lumens)

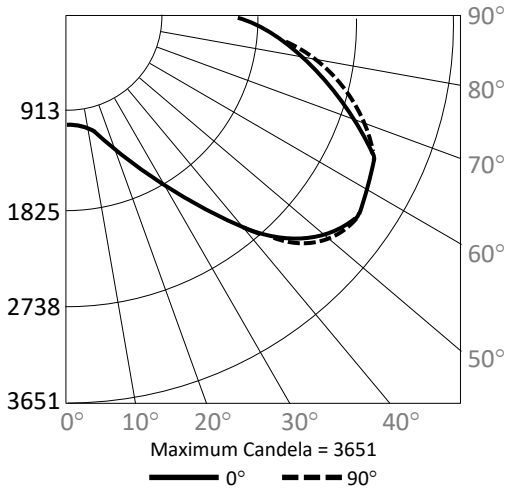


Candlepower Summary		
	0°	90°
0°	590	590
10°	602	591
20°	700	712
30°	966	988
40°	1,417	1,401
50°	1,874	1,823
60°	2,137	2,064
70°	2,106	2,045
80°	1,690	1,657
90°	1,123	1,058

Zonal Lumen Summary		
Zone	Lumens	% Fixture
0° – 10°	56	0.5%
0° – 20°	240	2.1%
0° – 30°	644	5.6%
0° – 40°	1,431	12.5%
0° – 50°	2,740	23.9%
0° – 60°	4,548	39.7%
0° – 70°	6,651	58.0%
0° – 80°	8,614	75.2%
0° – 90°	10,078	87.9%
90° – 180°	1,384	12.1%
0° – 180°	11,462	100.0%

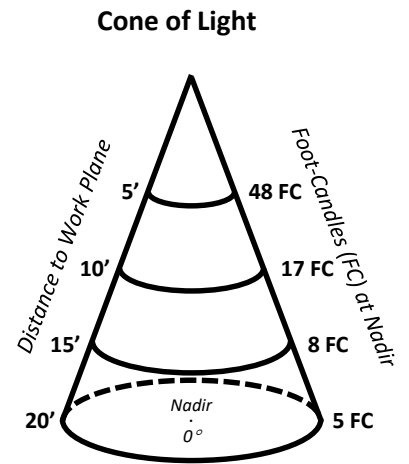


LS-CORN150-5K (17,592 Lumens)



Candlepower Summary		
	0°	90°
0°	1,035	1,035
10°	1,064	1,046
20°	1,320	1,262
30°	1,837	1,676
40°	2,561	2,308
50°	3,214	3,026
60°	3,285	3,261
70°	2,905	2,952
80°	2,241	2,263
90°	1,515	1,375

Zonal Lumen Summary		
Zone	Lumens	% Fixture
0° – 10°	100	0.6%
0° – 20°	437	2.5%
0° – 30°	1,170	6.7%
0° – 40°	2,553	14.5%
0° – 50°	4,809	27.3%
0° – 60°	7,756	44.1%
0° – 70°	10,827	61.5%
0° – 80°	13,553	77.0%
0° – 90°	15,528	88.3%
90° – 180°	2,064	11.7%
0° – 180°	17,592	100.0%



**Note: All photometric data was developed with LED corn lamps installed in Lexalite Lindy glass acorn refractors (model 424). Photometric performance for LED corn lamps installed in other luminaires will differ.*

