

Date:	Approved:
Type:	
Fixture:	
Project:	

## 25 & 40 Watt LED Adjustable Wall Pack Series LS-WPA



### STANDARD



The LS-WPA Series is a rugged, durable LED wall pack that provides full adjustability of the LED module, so light can be focused up, down, or anything in between. It is perfect for outdoor perimeter and area lighting. With a die cast aluminum housing and a polycarbonate lens, the LS-WPA Series will stand up to many years of punishing environmental conditions. High-efficacy, long-life LEDs provide both energy and maintenance cost savings compared to traditional, HID wall packs.

### FEATURES

- Available in 4000k (neutral white) and 5000k (cool white) color temperatures.\*
- Long-life LEDs provide 61,000 hours of operation with at least 70% of initial lumen output (L<sub>70</sub>).\*\*
- LS-WPA25 provides 3,325 lumens and 133 lumens per watt (LPW) at 4000k, or 3,280 lumens and 131 LPW at 5000k.\*
- LS-WPA40 provides 5,238 lumens and 131 LPW at 4000k, or 5,131 lumens and 128 LPW at 5000k.\*
- Uniform illumination with no visible LED pixilation.
- Universal 120-277 AC voltage (50-60Hz) is standard.
- Power factor > 0.90.
- Total harmonic distortion < 20%.
- Color rendering index > 70.
- Die cast aluminum housing with durable, dark bronze, powder coat paint.
- Polycarbonate lens with seamless, silicone gasket to prevent leaks.
- Easy installation in new construction or retrofit.

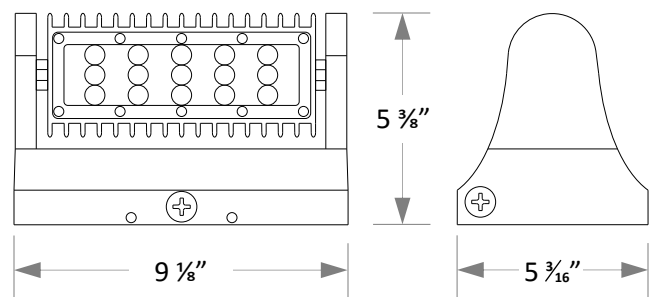
\* Contact factory for other color temperatures and lumen packages.

\*\* L<sub>70</sub> hours are IES TM-21-11 calculated hours.

### WARRANTY & LISTINGS

- cULus listed for wet locations (-20°C to 45°C / -4°F to 113°F).
- IP65 rated.
- DLC premium approved.
- Complies with FCC Part 15 class B.
- Complies with EN61000-4-5, surge immunity (1kV).
- 5-year warranty on all electronics and housing.

### DIMENSIONS



Weight: 4.2 lb.

### ORDERING INFORMATION

Model	Luminaire Watts	Luminaire Lumens	Lumens Per Watt	Color Temperature
LS-WPA25W	25	3,325	133	4K = 4000k
	25	3,280	131	5K = 5000k
LS-WPA40W	40	5,238	131	4K = 4000k
	40	5,131	128	5K = 5000k

Model	Color Temperature	CRI <sup>1</sup>	Luminaire Lumens	Luminaire Watts	Lumens Per Watt	Input Voltage <sup>2</sup>	Input Current (A)			Power Factor	THD <sup>3</sup>	L <sub>70</sub> Hours <sup>4</sup>
							120V	240V	277V			
LS-WPA25W-4K	4000k	> 70	3,325	25	133	120-277	0.21	0.10	0.09	> 90%	< 20%	61,000
LS-WPA25W-5K	5000k	> 70	3,280	25	131	120-277	0.21	0.10	0.09	> 90%	< 20%	61,000
LS-WPA40W-4K	4000k	> 70	5,238	40	131	120-277	0.33	0.17	0.14	> 90%	< 20%	61,000
LS-WPA40W-5K	5000k	> 70	5,131	40	128	120-277	0.33	0.17	0.14	> 90%	< 20%	61,000

<sup>1</sup> Color rendering index.

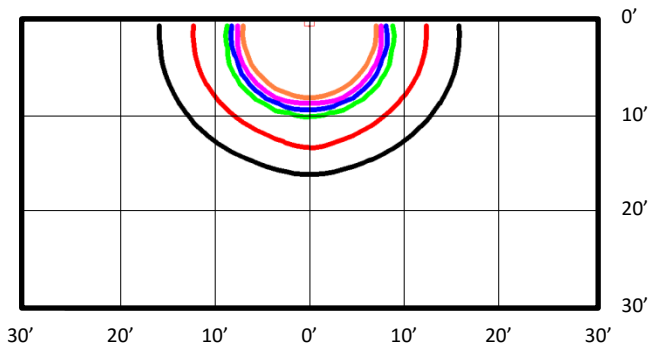
<sup>2</sup> All 50-60Hz.

<sup>3</sup> Total harmonic distortion.

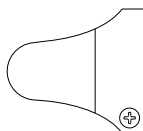
<sup>4</sup> L<sub>70</sub> refers to the number of hours at which lumen output declines to 70% of the initial level. L<sub>70</sub> hours are IES TM-21-11 calculated hours.

## PHOTOMETRIC DATA

### LS-WPA25W-5K (3,280 Lumens)



Luminaire Orientation:



### BUG Rating: B3-U1-G0

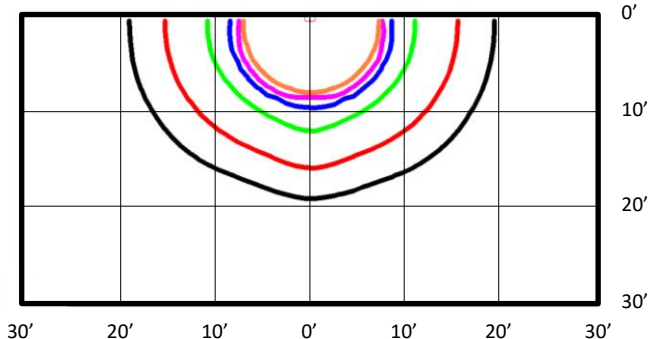
Zone	Lumens	%
FL - Front - Low (0-30)	1,430	44%
FM - Front - Medium (30-60)	357	11%
FH - Front - High (60-80)	33	1%
FVH - Front - Very High (80-90)	5	0%
<b>Total Forward Light</b>	<b>1,826</b>	<b>56%</b>

BL - Back - Low (0-30)	1,241	38%
BM - Back - Medium (30-60)	189	6%
BH - Back - High (60-80)	16	0%
BVH - Back - Very High (80-90)	0	0%
<b>Total Back Light</b>	<b>1,446</b>	<b>44%</b>

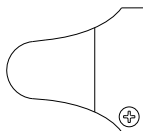
UL - Up Light - Low (90-100)	1	0%
UH - Up Light - High (100-180)	8	0%
<b>Total Up Light</b>	<b>9</b>	<b>0%</b>

**Total Lumens 3,280 100%**

### LS-WPA40W-5K (5,131 Lumens)



Luminaire Orientation:



### BUG Rating: B3-U2-G1

Zone	Lumens	%
FL - Front - Low (0-30)	2,285	45%
FM - Front - Medium (30-60)	433	8%
FH - Front - High (60-80)	61	1%
FVH - Front - Very High (80-90)	11	0%
<b>Total Forward Light</b>	<b>2,790</b>	<b>54%</b>

BL - Back - Low (0-30)	1,993	39%
BM - Back - Medium (30-60)	299	6%
BH - Back - High (60-80)	32	1%
BVH - Back - Very High (80-90)	1	0%
<b>Total Back Light</b>	<b>2,325</b>	<b>45%</b>

UL - Up Light - Low (90-100)	2	0%
UH - Up Light - High (100-180)	14	0%
<b>Total Up Light</b>	<b>16</b>	<b>0%</b>

**Total Lumens 5,131 100%**

#### Foot Candles

- 5.0
- 2.0
- 1.0
- 0.5
- 0.2
- 0.1

#### Notes:

- Isofootcandle plots depict initial footcandles at grade.
- Gridlines represent units of mounting height of 10 feet.